

## Completing Online Registration for New Families


These steps will assist first time registrants in creating a ParentVUE account and completing the registration process for their student(s).

You will need to have access to a valid email account in order to complete the registration process. If you do not have an email address, please set one up before beginning the process. You may use any email provider you desire (Gmail, Yahoo, Outlook, etc.).

Once you have your account information, follow the steps below:

1. Open a session of Google Chrome.
2. In the address line, type: [grps.org/parentvue](https://grps.org/parentvue)

You will be brought to the following screen:



Grand Rapids Public Schools is back 100% in-person for the 2021-2022 school year! With over 40 schools in one dynamic district, we take pride in preparing our students for the real world.

Come be a part of the energy, excitement and momentum at Grand Rapids Public Schools.

**New to GRPS?** Enroll online today by [creating an account on ParentVUE!](#)

If you need technical assistance navigating through the online enrollment or still have additional questions, please contact our hotline at 616-301-1111.

**Enrollment Instructions**

[For step-by-step instructions, click here.](#)

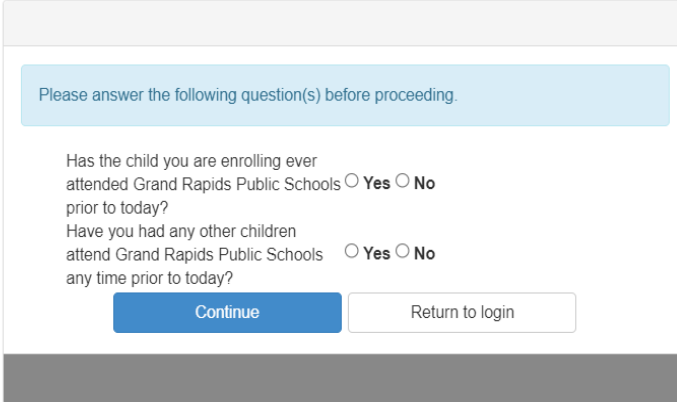
[Kanda hano maze ukurikize amabwiriza mu ikinyarwanda.](#)

[Haga clic aquí y siga las instrucciones en español.](#)

[Bofya hapa na fuata maagizo kwa Kiswahili.](#)

3. Select the **Creating an account on ParentVUE** link to start your registration. You will be taken to this screen:

### Parent Account Activation

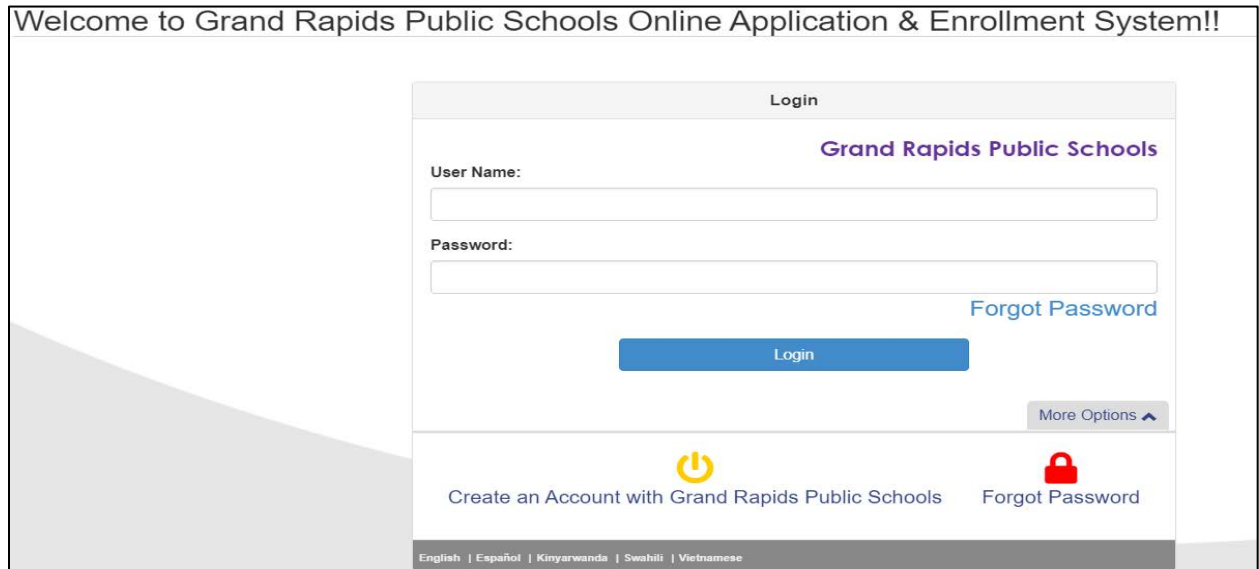


Please answer the following question(s) before proceeding.

Has the child you are enrolling ever attended Grand Rapids Public Schools prior to today?  Yes  No

Have you had any other children attend Grand Rapids Public Schools any time prior to today?  Yes  No

4. Answer the questions and click on Continue.
5. Complete the Three Steps in the Parent Account Activation section (you will need your email address for Step 2).
6. Once you have completed creating your ParentVUE account. You will be returned to the Login Screen to begin you Online Registration



7. Enter your username and password to sign in.
8. Answer all the questions in each section for each student you are enrolling. Green Check Marks denote completed sections. Sections with Exclamation Marks are incomplete. Once all sections are completed, Review and click on Submit to complete the registration process.



9. To check the status of your completed registration, return to your ParentVUE Home Screen and click the Status tab. If you have any questions, please contact Student Data Services at (616) 819-5678.


Home Status My Account ParentVUE Logout


## Grand Rapids Public Schools

Good morning, \_\_\_\_\_, 7/8/2020

---

**2020-2021**

 Review Submitted: **5/18/2020 4:12 PM**

Status	Last Name	First Name	Grade	School Name	Comments
				 CA Frost Environmental Science Academy Middle High School: Verified	