





# COVID-19 METRICS DASHBOARD

METRIC	TARGET	09-16-2021	DATA SOURCES
<b>COUNTY POSITIVITY RATE</b> 7 day average	 <b>&lt; 5% LOW RISK</b> Consider 5-10%	<b>RISK LEVELS</b> <b>11.8% Highest</b> ↓ decreasing from last week	<a href="#">Kent County Health Dept.</a>
<b>COUNTY INCIDENCE PER 100,000</b> over 7 days	 <b>AIM &lt; 9 cases/100K</b> Consider > 10 cases/100K	<b>CASES/100,000:</b> <b>256.8 Highest</b> ↑ increasing from last week	<a href="#">Kent County Health Dept.</a> <a href="#">Center for Disease Control</a>
<b>COUNTY VACCINE RATE</b> 7 day average	 <b>AIM &gt; 70%</b>	<b>64.50% fully vaccinated*</b> ↑ increasing from last week	<a href="#">Kent County Health Dept.</a>
<b>GRPS ZIP CODES VACCINE RATE</b> 7 day average	 <b>GRPS ZIP CODES</b> <b>AIM &gt; 70%</b>	<b>AGES 12-17: 40%</b> <b>AGES 16+: 68% fully vaccinated*</b> ↑ increasing from last week	<a href="#">Kent County Health Dept.</a>

The GRPS COVID-19 Data Dashboard will be populated with data and updated weekly on the district website. The Data Dashboard will be used to guide our District's decision making in consultation with the Kent County Health Department.

\*Fully Vaccinated = at least 2 weeks have passed since the second dose of a 2-dose vaccine (Pfizer/Moderna), or a single-dose vaccine (Johnson & Johnson)