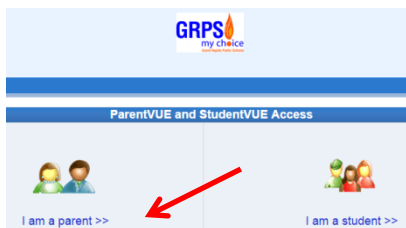




ParentVUE Account Activation

1. Open your web browser and navigate to: <https://family.grps.org/pxp>
Click on the link, "I am a parent."



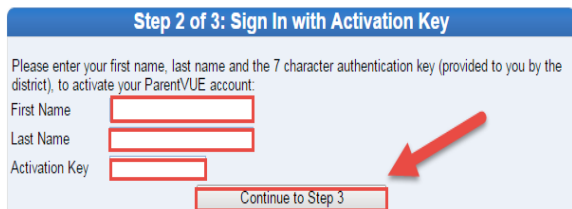
2. Click the link, "I have an activation key and need to create my account."



3. Read the Privacy Statement and click on "I Accept."



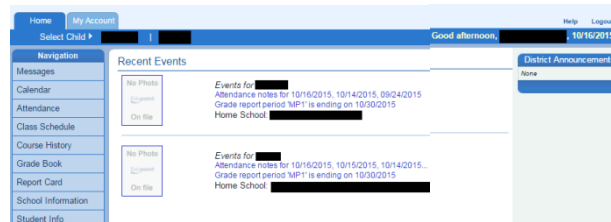
4. Type in your First Name, Last Name and Activation Key provided. Click on button "Continue to Step 3."



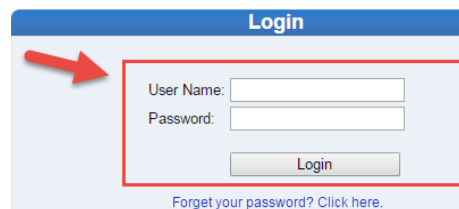
5. Enter a User Name and Password of your choice.
Retype Password to confirm.
(Minimum 6 characters, letters and numbers only.)
Enter your E-mail address.
(Used to recover your password if forgotten.)



6. Your account activation is now completed. You will now see your ParentVUE home page.



7. When accessing ParentVUE in the future, go to the Login screen and log in using the user name and password that you chose during account activation.



8. If you forget your User Name or Password, click on the "Forget your password? Click here" link on the Login screen. Type in the email address you chose during account activation and your User Name and Password will be emailed to you.

